

| CODIGO | CUENTA CONTABLE | NOTA | 2,022 OCTUBRE | 2,021 OCTUBRE | ABSOLUTA | RELATIVA |
|----------------------------------|--|------|-----------------------|-----------------------|--------------------------|----------------|
| ACTIVO | | | | | | |
| 11 | EFFECTIVO Y EQUIVALENTE AL EFFECTIVO | 1 | 4,282,921,864 | 7,578,639,317 | -3,295,717,453.45 | -43.49% |
| 1105 | CAJA | | 3,523,350 | 2,953,888 | 569,461.66 | 19.28% |
| 1110 | DEPOSITOS EN INSTITUCIONES FINANCIERAS | | 4,279,398,514 | 7,575,685,429 | -3,296,286,915.11 | -43.51% |
| 12 | INVERSIONES E INSTRUMENTOS DERIVADOS | | 5,000,000 | 5,000,000 | 0.00 | 0.00% |
| 1224 | INVERSIONES DE ADMINISTRACION DE LIQUIDES AL COSTO | | 5,000,000 | 5,000,000 | 0.00 | 0.00% |
| 13 | CUENTAS POR COBRAR | 2 | 1,387,408,154 | 1,796,855,196 | -409,447,041.78 | -22.79% |
| 1319 | PRESTACION DE SERVICIOS DE SALUD | | 2,151,396,047 | 2,534,377,160 | -382,981,112.74 | -15.11% |
| 1384 | OTRAS CUENTAS POR COBRAR | | 112,942,043 | 66,442,158 | 46,499,885.00 | 69.99% |
| 1386 | DETERIORO ACUMULADO DE CUENTAS POR COBRAR | | -876,929,936 | -803,964,122 | -72,965,814.04 | 9.08% |
| 15 | INVENTARIOS | | 706,243,438 | 485,129,680 | 221,113,758.00 | 45.58% |
| 1510 | MERCANCIAS EN EXISTENCIA | | 342,071,801 | 208,039,670 | 134,032,130.79 | 64.43% |
| 1514 | MATERIALES Y SUMINISTROS | | 364,171,638 | 277,090,010 | 87,081,627.21 | 31.43% |
| 16 | PROPIEDADES, PLANTA Y EQUIPO | | 10,033,831,242 | 8,132,096,674 | 1,901,734,567.28 | 23.39% |
| 1605 | TERRENOS | | 1,919,394,929 | 1,919,394,969 | -40.00 | 0.00% |
| 1615 | CONSTRUCCIONES EN CURSO | | 530,692,739 | 1,248,451,555 | -717,758,816.01 | 0.00% |
| 1640 | EDIFICACIONES | | 6,447,904,803 | 4,025,832,774 | 2,422,072,028.59 | 60.16% |
| 1645 | PLANTAS DUCTOS Y TUNELES | | 79,123,493 | 76,198,010 | 2,925,482.50 | 3.84% |
| 1650 | REDES LINEAS Y CABLES | | 14,973,515 | 14,971,914 | 1,600.73 | 0.01% |
| 1655 | MAQUINARIA Y EQUIPO | | 51,796,297 | 40,709,700 | 11,086,597.67 | 27.23% |
| 1660 | EQUIPO MÉDICO Y CIENTÍFICO | | 1,276,874,221 | 1,139,035,701 | 137,838,519.83 | 12.10% |
| 1665 | MUEBLES, ENSERES Y EQUIPOS DE OFICINA | | 934,883,671 | 783,860,036 | 151,023,634.88 | 19.27% |
| 1670 | EQUIPOS DE COMUNICACIÓN Y COMPUTACIÓN | | 702,526,048 | 580,883,308 | 121,642,739.98 | 20.94% |
| 1675 | EQUIPO DE TRANSPORTE, TRACCIÓN Y ELEVACIÓN | | 616,208,958 | 616,208,958 | 0.00 | 0.00% |
| 1685 | DEPRECIACIÓN ACUMULADA (CR) | | -2,500,025,482 | -2,272,928,301 | -227,097,180.89 | 9.99% |
| 1695 | DETERIORO ACUMULADO DE PROPIEDAD PLANTA Y EQUIPO | | -40,521,949 | -40,521,949 | 0.00 | 0.00% |
| 19 | OTROS ACTIVOS | | 229,952,104 | 395,710,057 | -165,757,952.91 | -41.89% |
| 1905 | BIENES Y SERVICIOS PAGADOS POR ANTICIPADO | | 46,597,228 | 56,540,240 | -9,943,011.77 | -17.59% |
| 1906 | AVANCES Y ANTICIPOS ENTREGADOS | | 0 | 264,075,412 | -264,075,412.00 | -100.00% |
| 1908 | RECURSOS ENTREGADOS EN ADMINISTRACIÓN | | 560,495 | 539,011 | 21,484.52 | 3.99% |
| 1970 | INTANGIBLES | | 184,518,306 | 149,704,014 | 34,814,291.33 | 23.26% |
| 1975 | AMORTIZACIÓN ACUMULADA DE INTANGIBLES (CR) | | -100,552,098 | -100,552,098 | 0.00 | 0.00% |
| 1986 | ACTIVOS DIFERIDOS | | 98,828,173 | 25,403,478 | 73,424,695.01 | 289.03% |
| TOTAL ACTIVO | | | 16,645,356,802 | 18,393,430,925 | -1,748,074,122.86 | -9.50% |
| PASIVO | | | | | | |
| 24 | CUENTAS POR PAGAR | 3 | 398,159,691 | 151,041,071 | 247,118,620.24 | 163.61% |
| 2401 | ADQUISICIÓN DE BIENES Y SERVICIOS NACIONALES | | 95,205,417 | 1,101,018 | 94,104,399.00 | 8547.04% |
| 2407 | RECURSOS A FAVOR DE TERCEROS | | 233,829,528 | 109,648,773 | 124,180,755.89 | 113.25% |
| 2424 | DESCUENTOS DE NOMINA | | 36,933,144 | 16,599,049 | 20,334,095.00 | 122.50% |
| 2436 | RETENCIÓN EN LA FUENTE E IMPUESTO DE TIMBRE | | 14,936,058 | 14,378,572 | 557,486.60 | 3.88% |
| 2440 | IMPUESTOS, CONTRIBUCIONES Y TASAS POR PAGAR | | 17,255,544 | 9,313,660 | 7,941,883.75 | 85.27% |
| 25 | OBLIGACIONES LABORALES Y DE SEGURIDAD SOCIAL INTEGRAL | | 594,044,367 | 543,792,334 | 50,252,033.00 | 9.24% |
| 2511 | BENEFICIOS A EMPLEADOS A CORTO PLAZO | | 594,044,367 | 543,792,334 | 50,252,033.00 | 9.24% |
| 27 | PROVISIONES | | 47,556,701 | 44,647,974 | 2,908,727.00 | 6.51% |
| 2701 | LITIGIOS Y DEMANDAS | | 47,556,701 | 44,647,974 | 2,908,727.00 | 0.00% |
| 29 | OTROS PASIVOS | | 684,045,691 | 2,117,380,394 | -1,433,334,702.96 | -67.69% |
| 2901 | AVANCES Y ANTICIPOS RECIBIDOS | | 0 | 1,494,958,192 | -1,494,958,191.96 | 0.00% |
| 2910 | INGRESOS RECIBIDOS POR ANTICIPADO | | 684,045,691 | 622,422,202 | 61,623,489.00 | 9.90% |
| TOTAL PASIVO | | | 1,723,806,450 | 2,856,861,773 | -1,133,055,322.72 | -39.66% |
| PATRIMONIO | | | | | | |
| 32 | PATRIMONIO INSTITUCIONAL | 4 | 14,922,279,394 | 15,536,569,153 | -614,289,759.14 | -3.95% |
| 3208 | CAPITAL FISCAL | | 6,246,304,387 | 6,246,304,387 | 0.00 | 0.00% |
| 3225 | RESULTADOS DE EJERCICIOS ANTERIORES | | 8,136,413,394 | 7,525,982,357 | 610,431,037.38 | 8.11% |
| 3230 | RESULTADOS DEL EJERCICIO | | 539,561,612 | 1,764,282,409 | -1,224,720,796.52 | -69.42% |
| TOTAL PATRIMONIO | | | 14,922,279,394 | 15,536,569,153 | -614,289,759.14 | -3.95% |
| TOTAL PASIVO + PATRIMONIO | | | 16,646,085,844 | 18,393,430,926 | -1,747,345,081.86 | -9.50% |
| CUENTAS DE ORDEN DEUDORAS | | | | | | |




SALUD SOGAMOSO E.S.E.
NIT 826.000.923-1
ESTADO DE SITUACION FINANCIERA
PARA EL PERIODO DE OCTUBRE A OCTUBRE DE 2022 Y 2021




| CODIGO | CUENTA CONTABLE | NOTA | 2,022 | 2,021 | ABSOLUTA | RELATIVA |
|--------|--|------|---------------------|---------------------|------------------------|----------------|
| 81 | ACTIVOS CONTINGENTES | | 4,986,100 | 4,986,100 | 0.00 | 0.00% |
| 8120 | LITIGIOS Y MECANISMOS ALTERNATIVOS DE SOLUCION DE CONFLI | | 4,986,100 | 4,986,100 | 0.00 | 0.00% |
| 83 | DEUDORAS DE CONTROL | | 701,364,146 | 236,741,533 | 464,622,613.00 | 196.26% |
| 8315 | BIENES Y DERECHOS RETIRADOS | | 235,737,625 | 235,737,625 | 0.00 | 0.00% |
| 8333 | FACTURACIÓN GLOSADA EN VENTA DE SERVICIOS DE SALUD | | 465,626,521 | 1,003,908 | 464,622,613.00 | 0.00% |
| 89 | DEUDORAS POR CONTRA (CR) | | -706,350,246 | -241,727,633 | -464,622,613.00 | 192.21% |
| 8905 | ACTIVOS CONTINGENTES POR CONTRA (CR) | | -4,986,100 | -4,986,100 | 0.00 | 0.00% |
| 8915 | DEUDORAS DE CONTROL POR CONTRA (CR) | | -701,364,146 | -236,741,533 | -464,622,613.00 | 196.26% |
| 91 | RESPONSABILIDADES CONTINGENTES | | 123,525,542 | 95,504,089 | 28,021,453.00 | 29.34% |
| 9120 | Litigios y mecanismos alternativos de solución de conflictos | | 123,525,542 | 95,504,089 | 28,021,453.00 | 29.34% |
| 93 | ACREEDORAS DE CONTROL | | 500,361,270 | 500,361,270 | 0.00 | 0.00% |
| 9306 | BIENES RECIBIDOS EN CUSTODIA | | 500,361,270 | 500,361,270 | 0.00 | 0.00% |
| 99 | ACREEDORAS POR CONTRA (DB) | | -624,615,854 | -595,865,359 | -28,750,494.78 | 4.82% |
| 9905 | RESPONSABILIDADES CONTINGENTES POR CONTRA (DB) | | -123,525,542 | -95,504,089 | -28,021,453.00 | 29.34% |
| 9915 | ACREEDORAS DE CONTROL POR CONTRA (DB) | | -501,090,312 | -500,361,270 | -729,041.78 | 0.15% |


DIANA CATALINA DELGADO JIMENEZ
REPRESENTANTE LEGAL
C.C.46.377.505



VIVIANA PAOLA CASTRO TOVAR
SUBGERENTE ADMINISTRATIVO Y FINANCIERO
C.C.46.384.732


ADRIANA FERRER PACHECO
REVISOR FISCAL
T.P. 1011383-T


ISABEL GONZALEZ NOVA
CONTADORA
T.P. 145838-T




SALUD SOGAMOSO E.S.E.
 NIT 826.000.923-1
ESTADO DE RESULTADOS INTEGRALES
RA EL PERIODO DE OCTUBRE A OCTUBRE DE 2022 Y 2021

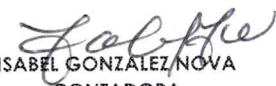


| MODIGO | CUENTA CONTABLE | NOTA | 2,022 OCTUBRE | 2,021 OCTUBRE | ABSOLUTA | RELATIVA |
|------------------------------------|--|------|----------------------|----------------------|--------------------------|-----------------|
| 43 | VENTA DE SERVICIOS | 5 | 7,081,681,566 | 7,922,533,066 | -840,851,500.45 | -10.61% |
| 4312 | SERVICIOS DE SALUD | | 7,541,596,379 | 8,199,779,564 | -658,183,185.45 | -8.03% |
| 4395 | DEVOLUCIONES REBAJAS Y DESCUENTOS | | -459,914,813 | -277,246,498 | -182,668,315.00 | 65.89% |
| TOTAL | | | | | | |
| 63 | COSTO DE VENTAS DE SERVICIOS | 5 | 6,374,984,988 | 4,538,097,378 | 1,836,887,610.68 | 40.48% |
| 6310 | SERVICIOS DE SALUD | | 6,374,984,988 | 4,538,097,378 | 1,836,887,610.68 | 40.48% |
| TOTAL COSTOS DE VENTAS | | | 6,374,984,988 | 4,538,097,378 | 1,836,887,610.68 | 40.48% |
| UTILIDAD BRUTA | | | 706,696,577 | 3,384,435,688 | -2,677,739,111.13 | -79.12% |
| GASTOS | | | | | | |
| 51 | ADMINISTRACIÓN | 6 | 1,493,416,095 | 1,444,500,438 | 48,915,656.68 | 3.39% |
| 5101 | SUELDOS Y SALARIOS | | 526,921,517 | 432,696,235 | 94,225,282.00 | 21.78% |
| 5102 | CONTRIBUCIONES IMPUTADAS | | 0 | 346,669 | -346,669.00 | 0.00% |
| 5103 | CONTRIBUCIONES EFECTIVAS | | 116,736,839 | 103,365,135 | 13,371,704.00 | 12.94% |
| 5104 | APORTES SOBRE LA NÓMINA | | 23,693,200 | 20,832,260 | 2,860,940.00 | 13.73% |
| 5107 | PRESTACIONES SOCIALES | | 126,357,373 | 117,915,816 | 8,441,557.00 | 7.16% |
| 5108 | GASTOS DE PERSONAL DIVERSOS | | 183,404,811 | 198,256,834 | -14,852,023.00 | -7.49% |
| 5111 | GENERALES | | 508,995,808 | 559,044,691 | -50,048,883.12 | -8.95% |
| 5120 | IMPUESTOS, CONTRIBUCIONES Y TASAS | | 7,306,547 | 12,042,798 | -4,736,251.20 | -39.33% |
| 53 | DETERIORO* DEPRECIACIONES* AMORTIZACIONES Y PROVISIO | | 198,860,593 | 622,485,815 | -423,625,222.13 | -68.05% |
| 5330 | DEPRECIACIÓN DE PROPIEDADES, PLANTA Y EQUIPO | | 0 | 37,386 | -37,385.84 | 0.00% |
| 5347 | DETERIORO DE CUENTAS POR COBRAR | | 112,862,995 | 497,901,477 | -385,038,482.00 | -77.33% |
| 5360 | DEPRECIACIÓN DE PROPIEDADES PLANTA Y EQUIPO | | 83,088,871 | 79,295,812 | 3,793,059.34 | 4.78% |
| 5366 | AMORTIZACION DE ACTIVOS INTANGIBLES | | 0 | 603,167 | -603,166.63 | -100.00% |
| 5368 | PROVISION LITIGIOS Y DENMANDAS | | 2,908,727 | 44,647,974 | -41,739,247.00 | -93.49% |
| TOTAL GASTOS | | | 1,692,276,688 | 2,066,986,253 | -374,709,565.45 | -18.13% |
| UTILIDAD OPERACIONAL | | | -985,580,111 | 1,317,449,435 | -2,303,029,545.68 | -174.81% |
| 44 | TRANSFERENCIAS Y SUBVENCIONES | 7 | 1,494,958,192 | 444,364,047 | 1,050,594,144.96 | 236.43% |
| 4430 | SUBVENCIONES | | 1,494,958,192 | 444,364,047 | 1,050,594,144.96 | 236.43% |
| 48 | OTROS INGRESOS | 8 | 111,751,907 | 90,800,985 | 20,950,921.45 | 23.07% |
| 4802 | FINANCIEROS | | 37,784,801 | 55,939,635 | -18,154,833.92 | -32.45% |
| 4808 | OTROS INGRESOS ORDINARIOS | | 2,907,454 | 4,572,647 | -1,665,193.00 | -36.42% |
| 4830 | REVERSION DE LAS PERDIDAS POR DETERIORO DE VALOR | | 71,059,651 | 30,288,703 | 40,770,948.37 | 0.00% |
| TOTAL OTROS INGRESOS | | | 111,751,907 | 90,800,985 | 20,950,921.45 | 23.07% |
| 58 | OTROS EGRESOS | 9 | 81,568,375 | 88,332,058 | -6,763,682.75 | -7.66% |
| 5804 | FINANCIEROS | | 17,932,381 | 81,049,044 | -63,116,662.79 | -77.87% |
| 5890 | GASTOS DIVERSOS | | 430,654 | 70,321 | 360,333.19 | 512.41% |
| 5893 | DEVOLUCION Y DESCUENTOS INGRESOS FISCALES | | 322,228 | 7,212,693 | -6,890,465.15 | 0.00% |
| 5895 | DEVOLUCION Y REBAJAS Y DESCUENTOS EN VENTA DE SERVICIO | | 62,883,112 | 0 | 62,883,112.00 | |
| TOTAL OTROS EGRESOS | | | 81,568,375 | 88,332,058 | -6,763,682.75 | -7.66% |
| UTILIDAD ANTES DE IMPUESTOS | | | 539,561,612 | 1,764,282,409 | -1,224,720,796.52 | -69.42% |


 DIANA CATALINA DELGADO JIMENEZ
 REPRESENTANTE LEGAL
 C.C.46.377.505


 VIVIANA PAOLA CASTRO TOVAR
 SUBGERENTE ADMINISTRATIVO Y FINANCIERO
 C.C.46.384.732


 ADRIANA FERRER PACHECO
 REVISOR FISCAL
 T.P. 101383-T


 ISABEL GONZALEZ NOVA
 CONTADORA
 T.P. 145838-T