

EJECUCION PRESUPUESTAL DE INGRESOS - RENTAS Y RECAUDOS DE CAPITAL

SALUD SOGAMOSO ESE

NIT. 826000923
VIGENCIA FISCAL

MES :DICIEMBRE

2020

DEPENDENCIA : 05-AREA ADMINISTRATIVA

Pág. 1

NUMERAL	DESCRIPCION	PRESUPUESTO INICIAL	MODIFICACIONES ADICION	DISMINUCION	PRESUPUESTO DEFINITIVO	DERECHOS POR COBRAR		RECAUDOS		SALDO POR COBRAR
						DEL MES	ACUMULADOS	DEL MES	ACUMULADOS	
1	INGRESOS	8.632.709.966.00	6.759.779.938.25	0.00	15.392.489.904.25	1.267.625.276.92	16.193.694.723.52	1.115.503.769.92	15.312.971.580.52	880.723.143.00
11	DISPONIBILIDAD INICIAL	1.00	4.196.501.815.93	0.00	4.196.501.816.93	0.00	4.196.501.815.93	0.00	4.196.501.815.93	0.00
1101	DISPONIBILIDAD INICIAL	1.00	4.196.501.815.93	0.00	4.196.501.816.93	0.00	4.196.501.815.93	0.00	4.196.501.815.93	0.00
110101	Disponibilidad Inicial	1.00	4.196.501.815.93	0.00	4.196.501.816.93	0.00	4.196.501.815.93	0.00	4.196.501.815.93	0.00
12	INGRESOS CORRIENTES	8.632.709.959.00	2.130.815.684.00	0.00	10.763.525.643.00	1.160.008.424.00	11.170.752.957.96	1.007.886.917.00	10.290.029.814.96	880.723.143.00
1201	VENTA DE SERVICIOS DE SALUD	8.632.709.955.00	596.854.230.00	0.00	9.229.564.185.00	1.099.823.193.00	9.585.875.545.00	953.472.701.00	8.724.332.798.00	861.542.747.00
120101	Venta de Servicios Regimen Subsidiado	8.427.709.930.00	0.00	0.00	8.427.709.930.00	708.091.601.00	8.711.300.367.00	716.792.069.00	8.085.688.886.00	625.611.481.00
12010101	Comparta EPS	3.587.912.915.00	0.00	0.00	3.587.912.915.00	275.457.918.00	3.327.799.464.00	279.912.014.00	2.841.552.103.00	486.247.361.00
12010103	Comfamiliar Huila EPS	2.041.797.000.00	0.00	0.00	2.041.797.000.00	110.849.289.00	1.554.273.957.00	121.073.521.00	1.539.013.281.00	15.260.676.00
12010104	Nueva EPS	2.690.000.000.00	0.00	0.00	2.690.000.000.00	296.681.910.00	3.530.862.802.00	289.288.982.00	3.442.625.742.00	88.237.060.00
12010105	Coosalud EPS	108.000.000.00	0.00	0.00	108.000.000.00	24.168.084.00	287.368.094.00	26.121.845.00	259.136.185.00	28.231.909.00
12010106	Capresoca EPS	1.00	0.00	0.00	1.00	42.300.00	1.831.400.00	0.00	18.800.00	1.831.400.00
12010107	Salud Total SA EPS	1.00	0.00	0.00	1.00	0.00	18.800.00	0.00	18.800.00	0.00
12010108	Capital Salud EPS	1.00	0.00	0.00	1.00	28.700.00	1.893.700.00	281.700.00	851.000.00	1.042.700.00
12010109	Asmetsalud EPS	1.00	0.00	0.00	1.00	0.00	289.300.00	0.00	0.00	289.300.00
12010110	Famisanar EPS	1.00	0.00	0.00	1.00	30.000.00	383.200.00	24.275.00	140.775.00	242.425.00
12010111	Emissanar EPS	1.00	0.00	0.00	1.00	35.100.00	35.100.00	0.00	0.00	35.100.00
12010112	Cajacopi EPS	1.00	0.00	0.00	1.00	45.900.00	1.173.850.00	0.00	699.450.00	474.400.00
12010113	Ecoopsos EPS	1.00	0.00	0.00	1.00	35.100.00	1.053.400.00	67.532.00	823.700.00	229.700.00
12010114	Coomeva EPS SA	1.00	0.00	0.00	1.00	0.00	42.300.00	0.00	0.00	42.300.00
12010115	Aliansalud EPS SA	1.00	0.00	0.00	1.00	0.00	0.00	0.00	0.00	0.00
12010116	Compensar EPS	1.00	0.00	0.00	1.00	90.000.00	430.500.00	22.200.00	55.100.00	375.400.00
12010117	Medimas EPS	1.00	0.00	0.00	1.00	99.400.00	1.524.400.00	0.00	84.600.00	1.439.800.00
12010118	Convida EPS	1.00	0.00	0.00	1.00	0.00	65.800.00	0.00	0.00	65.800.00
12010119	Mutual Ser EPS	1.00	0.00	0.00	1.00	496.000.00	1.800.500.00	0.00	688.150.00	1.112.750.00
12010120	Otras EPS Régimen Subsidiado	1.00	0.00	0.00	1.00	31.900.00	453.400.00	0.00	0.00	453.400.00



VIVIANA PAOLA CASTROVATO
SUBGERENTE ADMINISTRATIVA Y FINANCIERA

GERENTE

DIANA CATALINA DELGADO JIMENEZ

EJECUCION PRESUPUESTAL DE INGRESOS - RENTAS Y RECAUDOS DE CAPITAL

SALUD SOGAMOSO ESE

MES : DICIEMBRE


NIT: 8726000923
VIGENCIA FISCAL

2020

DEPENDENCIA: 05-AREA ADMINISTRATIVA


Pág. 2

Código	Descripción	1.00	0.00	0.00	0.00	1.00	0.00	0.00	0.00	0.00	0.00	0.00	0.00	0.00	0.00
120102	Atencion a Poblacion Pobre y Vulnerable en lo	1.00	0.00	0.00	0.00	1.00	0.00	0.00	0.00	0.00	0.00	0.00	0.00	0.00	0.00
120103	Cuotas de Recuperacion	1.00	0.00	0.00	0.00	1.00	0.00	0.00	0.00	0.00	0.00	0.00	0.00	0.00	0.00
120104	Venta de Servicios Régimen Contributivo	196,000,015.00	0.00	0.00	0.00	196,000,015.00	17,010,768.00	0.00	0.00	170,818,720.00	0.00	0.00	23,397,827.00	0.00	111,755,021.00
12010401	Comfamiliar Huila EPS	90,000,000.00	0.00	0.00	0.00	90,000,000.00	6,211,210.00	0.00	0.00	67,907,263.00	0.00	0.00	9,121,438.00	0.00	50,569,838.00
12010402	Comparta EPS	100,000,000.00	0.00	0.00	0.00	100,000,000.00	8,086,650.00	0.00	0.00	75,397,230.00	0.00	0.00	11,632,798.00	0.00	41,932,365.00
12010403	Coosalud EPS	6,000,000.00	0.00	0.00	0.00	6,000,000.00	2,434,908.00	0.00	0.00	18,514,427.00	0.00	0.00	2,006,416.00	0.00	16,102,218.00
12010404	Comeva EPS SA	1.00	0.00	0.00	0.00	1.00	4,700.00	0.00	0.00	37,600.00	0.00	0.00	0.00	0.00	37,600.00
12010405	Capresoca EPS	1.00	0.00	0.00	0.00	1.00	0.00	0.00	0.00	28,200.00	0.00	0.00	0.00	0.00	28,200.00
12010406	Nueva EPS	1.00	0.00	0.00	0.00	1.00	56,400.00	0.00	0.00	3,332,300.00	0.00	0.00	0.00	0.00	3,332,300.00
12010407	Sura EPS	1.00	0.00	0.00	0.00	1.00	18,800.00	0.00	0.00	145,700.00	0.00	0.00	0.00	0.00	145,700.00
12010408	Famisanar EPS	1.00	0.00	0.00	0.00	1.00	32,900.00	0.00	0.00	972,900.00	0.00	0.00	82,675.00	0.00	42,300.00
12010409	Salud Total SA EPS	1.00	0.00	0.00	0.00	1.00	0.00	0.00	0.00	263,200.00	0.00	0.00	94,000.00	0.00	417,000.00
12010410	Compensar EPS	1.00	0.00	0.00	0.00	1.00	0.00	0.00	0.00	418,300.00	0.00	0.00	56,400.00	0.00	258,500.00
12010411	Cruz Blanca SA EPS	1.00	0.00	0.00	0.00	1.00	0.00	0.00	0.00	0.00	0.00	0.00	0.00	0.00	0.00
12010412	Aliansalud EPS S.A.	1.00	0.00	0.00	0.00	1.00	0.00	0.00	0.00	0.00	0.00	0.00	0.00	0.00	0.00
12010413	Convida EPS	1.00	0.00	0.00	0.00	1.00	0.00	0.00	0.00	397,800.00	0.00	0.00	3,400.00	0.00	387,100.00
12010414	Fondo de Pasivo Social de Ferrocarriles Naciona	1.00	0.00	0.00	0.00	1.00	0.00	0.00	0.00	0.00	0.00	0.00	0.00	0.00	0.00
12010415	Capital Salud EPS SAS	1.00	0.00	0.00	0.00	1.00	0.00	0.00	0.00	18,800.00	0.00	0.00	0.00	0.00	18,800.00
12010416	Medimas EPS	1.00	0.00	0.00	0.00	1.00	0.00	0.00	0.00	32,900.00	0.00	0.00	8,800.00	0.00	24,100.00
12010417	Sanitas EPS	1.00	0.00	0.00	0.00	1.00	9,400.00	0.00	0.00	1,264,300.00	0.00	0.00	427,700.00	0.00	836,600.00
12010418	Otras EPS Venta Servicios Régimen Contributiv	1.00	0.00	0.00	0.00	1.00	155,800.00	0.00	0.00	2,087,800.00	0.00	0.00	391,900.00	0.00	1,341,300.00
120105	Otras Ventas de Servicios de Salud (a particular	9,000,000.00	0.00	0.00	0.00	9,000,000.00	1,674,400.00	0.00	0.00	14,589,996.00	0.00	0.00	1,624,400.00	0.00	14,589,996.00
120106	Plan de Intervenciones Colectivas (PIC)	1.00	557,476,380.00	0.00	0.00	557,476,381.00	356,306,515.00	0.00	0.00	553,026,380.00	0.00	0.00	211,456,305.00	0.00	408,176,170.00
120107	Otros Convenios	2.00	39,377,850.00	0.00	0.00	39,377,852.00	16,499,609.00	0.00	0.00	132,860,582.00	0.00	0.00	103,427,125.00	0.00	29,433,457.00
12010701	Otros Convenios Municipales	1.00	0.00	0.00	0.00	1.00	131,084.00	0.00	0.00	13,064,932.00	0.00	0.00	0.00	0.00	13,064,932.00
12010702	Otros Convenios Departamentales	1.00	0.00	0.00	0.00	1.00	0.00	0.00	0.00	83,738,200.00	0.00	0.00	0.00	0.00	83,738,200.00
12010703	Otros Convenios PIC Departamental	0.00	39,377,850.00	0.00	0.00	39,377,850.00	16,368,525.00	0.00	0.00	36,057,450.00	0.00	0.00	0.00	0.00	19,688,925.00
120108	Venta de Servicios a IPS Privadas	1.00	0.00	0.00	0.00	1.00	0.00	0.00	0.00	0.00	0.00	0.00	0.00	0.00	0.00



DIANA CATALINA DELGADO JIMENEZ

GERENTE



VIVIANA PAOLA CASTRO TOVAR

SUBGERENTE ADMINISTRATIVA Y FINANCIERA

EJECUCION PRESUPUESTAL DE INGRESOS - RENTAS Y RECAUDOS DE CAPITAL

SAUD SOGAMOSO ESE

NIT-826000923
VIGENCIA FISCAL

MES :DICIEMBRE

2020


DEPENDENCIA: 05-AREA ADMINISTRATIVA

Pág. 3

12010801	Centro Médico EGEIROS	1.00	0.00	0.00	0.00	1.00	0.00	0.00	0.00	3,279,500.00	0.00	202,100.00	0.00	695,600.00	0.00	2,583,900.00
120109	Venta de Servicios Régimen Especial	4.00	0.00	0.00	0.00	4.00	0.00	0.00	0.00	1,062,200.00	0.00	0.00	0.00	112,800.00	0.00	949,400.00
12010901	Dirección de Sanidad del Ejército Nacional	1.00	0.00	0.00	0.00	1.00	0.00	0.00	0.00	166,300.00	0.00	131,600.00	0.00	131,600.00	0.00	34,700.00
12010902	Policía Metropolitana	1.00	0.00	0.00	0.00	1.00	0.00	0.00	0.00	103,400.00	0.00	70,500.00	0.00	84,600.00	0.00	18,800.00
12010903	Unisalud UPTC	1.00	0.00	0.00	0.00	1.00	0.00	0.00	0.00	1,947,600.00	0.00	818,550.00	0.00	366,600.00	0.00	1,581,000.00
12010904	Medisalud UT	1.00	0.00	0.00	0.00	1.00	0.00	0.00	0.00	7,791,920.00	0.00	818,550.00	0.00	7,791,920.00	0.00	0.00
1202	COMERCIALIZACION DE MERCANCIAS	1.00	0.00	0.00	0.00	1.00	0.00	0.00	0.00	7,791,920.00	0.00	818,550.00	0.00	7,791,920.00	0.00	0.00
120201	Venta de Medicamentos	1.00	0.00	0.00	0.00	1.00	0.00	0.00	0.00	7,791,920.00	0.00	818,550.00	0.00	7,791,920.00	0.00	0.00
1203	APORTES	1.00	1,531,203,000.00	0.00	0.00	1.531,203,001.00	0.00	0.00	0.00	1,526,161,191.96	0.00	31,203,000.00	0.00	1,526,161,191.96	0.00	0.00
120301	Aportes de la Nación Departamento y Municipal	1.00	1,531,203,000.00	0.00	0.00	1,531,203,001.00	0.00	0.00	0.00	1,526,161,191.96	0.00	31,203,000.00	0.00	1,526,161,191.96	0.00	0.00
12030101	Aportes de la Nación, Departamento y Municipal	1.00	1,500,000,000.00	0.00	0.00	1,500,000,001.00	0.00	0.00	0.00	1,494,958,191.96	0.00	31,203,000.00	0.00	1,494,958,191.96	0.00	0.00
12030102	Resolución 2017 de 2020	0.00	31,203,000.00	0.00	0.00	31,203,000.00	0.00	0.00	0.00	31,203,000.00	0.00	31,203,000.00	0.00	31,203,000.00	0.00	0.00
1204	OTROS INGRESOS CORRIENTES	2.00	2,758,454.00	0.00	0.00	2,758,456.00	0.00	0.00	0.00	50,924,301.00	0.00	22,392,666.00	0.00	31,743,905.00	0.00	19,180,396.00
120401	Otros ingresos Propios	2.00	2,758,454.00	0.00	0.00	2,758,456.00	0.00	0.00	0.00	50,924,301.00	0.00	22,392,666.00	0.00	31,743,905.00	0.00	19,180,396.00
12040101	Recuperación por Incapacidades	1.00	2,726,205.00	0.00	0.00	2,726,206.00	0.00	0.00	0.00	19,037,698.00	0.00	0.00	0.00	5,628,317.00	0.00	13,409,381.00
12040102	Otros ingresos Propios	1.00	32,249.00	0.00	0.00	32,250.00	0.00	0.00	0.00	31,886,603.00	0.00	22,392,666.00	0.00	26,115,588.00	0.00	5,771,015.00
13	INGRESOS DE CAPITAL	6.00	432,462,438.32	0.00	0.00	432,462,444.32	0.00	0.00	0.00	826,439,949.63	0.00	107,616,852.92	0.00	826,439,949.63	0.00	0.00
1301	RECURSOS DEL BALANCE	1.00	0.00	0.00	0.00	1.00	0.00	0.00	0.00	0.00	0.00	0.00	0.00	0.00	0.00	0.00
130101	Venta de Activos	1.00	0.00	0.00	0.00	1.00	0.00	0.00	0.00	0.00	0.00	0.00	0.00	0.00	0.00	0.00
1302	RENDIMIENTOS FINANCIEROS POR INVERSION	1.00	0.00	0.00	0.00	1.00	0.00	0.00	0.00	33,332,655.31	0.00	17,621,955.92	0.00	33,332,655.31	0.00	0.00
130201	Rendimientos Financieros por Inversión de Rec	1.00	0.00	0.00	0.00	1.00	0.00	0.00	0.00	33,332,655.31	0.00	17,621,955.92	0.00	33,332,655.31	0.00	0.00
1303	CUENTAS POR COBRAR DE VIGENCIAS ANTERIO	4.00	432,462,438.32	0.00	0.00	432,462,442.32	0.00	0.00	0.00	793,107,294.32	0.00	89,994,897.00	0.00	793,107,294.32	0.00	0.00
130301	Cuentas por Cobrar de Vigencias Anteriores Ré	1.00	264,818,957.32	0.00	0.00	264,818,958.32	0.00	0.00	0.00	559,531,396.32	0.00	65,602,156.00	0.00	559,531,396.32	0.00	0.00
130302	Cuentas por Cobrar Vigencias Anteriores Regim	1.00	34,318,259.00	0.00	0.00	34,318,260.00	0.00	0.00	0.00	95,730,109.00	0.00	20,474,976.00	0.00	95,730,109.00	0.00	0.00
130303	Cuentas por Cobrar Vigencias Anteriores Otras	1.00	125,492,886.00	0.00	0.00	125,492,887.00	0.00	0.00	0.00	130,013,452.00	0.00	3,917,765.00	0.00	130,013,452.00	0.00	0.00
130304	Otras Recuperaciones de Cartera	1.00	7,832,336.00	0.00	0.00	7,832,337.00	0.00	0.00	0.00	7,832,337.00	0.00	0.00	0.00	7,832,337.00	0.00	0.00



DIANA CATALINA DELGADO JIMENEZ
GERENTE



VIVIANA PAOLA CASTRO TOVAR
SUBGERENTE ADMINISTRATIVA Y FINANCIERA